

ReneSola

TwinPower

TwinPower Half-Cut Module

265W/270W/275W/280W/285W



Efficiency

High Module Conversion Efficiencies



Easy & Quick

Easy Installation and Handling for Various Applications



-2400Pa
-5400Pa

Mechanical Load Capability of up to 5400 Pa



IEC & PID

Conforms with IEC 61215:2005,
IEC 61730:2004, PID Test




Certification

ISO9001, OHSAS18001, ISO14001 Certified

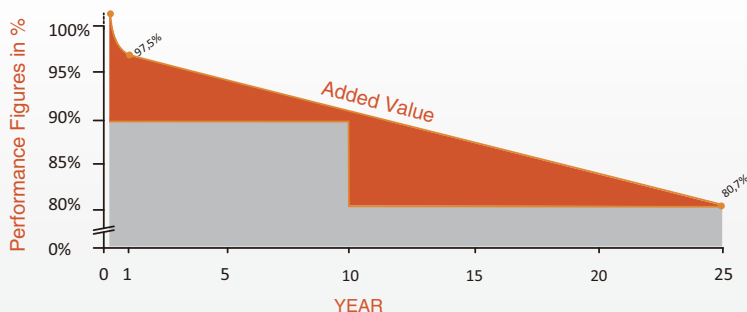


Safety & Fire

Application Class A, Safety Class II, Fire Rating C



Drawing Only for Reference



10-year

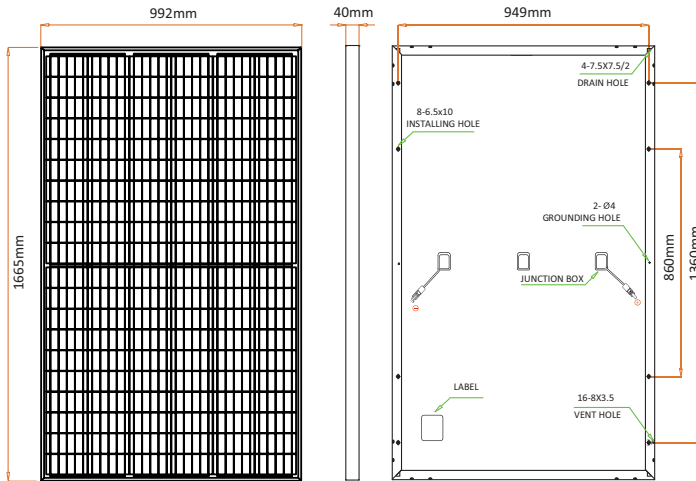
Material & Workmanship

25-year

Linear Power Output

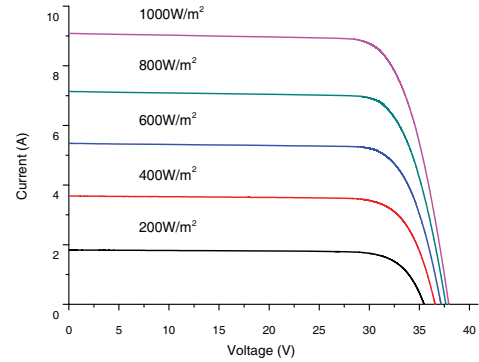


Dimensions



Drawing Only for Reference

I-V Curves



Electrical Characteristics STC

	JC265M-Bbc	JC270M-Bbc	JC275M-Bbc	JC280M-Bbc	JC285M-Bbc
Maximum Power (Pmax)	265 W	270 W	275 W	280 W	285 W
Power Tolerance	0 ~ +5W	0 ~ +5W	0 ~ +5W	0 ~ +5W	0 ~ +5W
Module Efficiency	16.0%	16.3%	16.7%	17.0%	17.3%
Maximum Power Current (Imp)	8.48A	8.58 A	8.71 A	8.84 A	8.94A
Maximum Power Voltage (Vmp)	31.3V	31.5 V	31.6 V	31.7 V	31.9 V
Short Circuit Current (Isc)	8.91 A	9.02 A	9.14 A	9.25 A	9.37 A
Open Circuit Voltage (Voc)	37.5 V	37.7 V	37.9 V	38.0 V	38.2 V

Values at Standard Test Conditions STC (AM1.5, Irradiance of 1000W/m², Cell Temperature 25° C)

Electrical Characteristics NOCT

	JC265M-Bbc	JC270M-Bbc	JC275M-Bbc	JC280M-Bbc	JC285M-Bbc
Maximum Power (Pmax)	198 W	202 W	204 W	207 W	211 W
Maximum Power Current (Imp)	6.87 A	6.97 A	7.02 A	7.09 A	7.21 A
Maximum Power Voltage (Vmp)	28.9 V	29.0 V	29.1 V	29.2 V	29.3 V
Short Circuit Current (Isc)	7.28 A	7.39 A	7.46 A	7.54 A	7.66 A
Open Circuit Voltage (Voc)	36.0 V	36.1 V	36.1 V	36.2 V	36.3 V

Values at Normal Operating Cell Temperature, Irradiance of 800W/m², AM1.5, Ambient Temperature 20°C, Wind Speed 1m/s.

Mechanical Characteristics

Cell Type	Polycrystalline, 156 x78 mm, 120 (6x20) Half-Cut Cells
Glass	High Transmission, Low Iron, Tempered Glass
Frame	Anodized Aluminum Alloy
Junction Box	IP67 Rated, With Bypass Diodes
Dimension	*1665 x 992 x 40 mm
Output Cable	4 mm ² (EU), 500 mm
Weight	19.5 kg
Installation Hole Location	See Drawing Above

Characteristics

Temperature Coefficient of Voc	-0.30%/°C
Temperature Coefficient of Isc	0.04%/°C
Temperature Coefficient of Pmax	-0.40%/°C
Nominal Operating Cell Temperature (NOCT)	45°C±2°C

Packing Information

	20' GP	40' GP	40' HQ
Container	20' GP	40' GP	40' HQ
Pallets per Container	12	28	28
Pieces per Container	312	728	798

Maximum Ratings

Operating Temperature	-40°C ~ +85°C
Maximum System Voltage	1000VDC
Maximum Series Fuse Rating	20A